


PCB terminals and connectors

High-quality components and unique design-in services

OMNIMATE® device connectivity

Product
catalog with
webcodes



Weidmüller 

Device developments designed with unique efficiency

OMNIMATE® during a typical device development phase

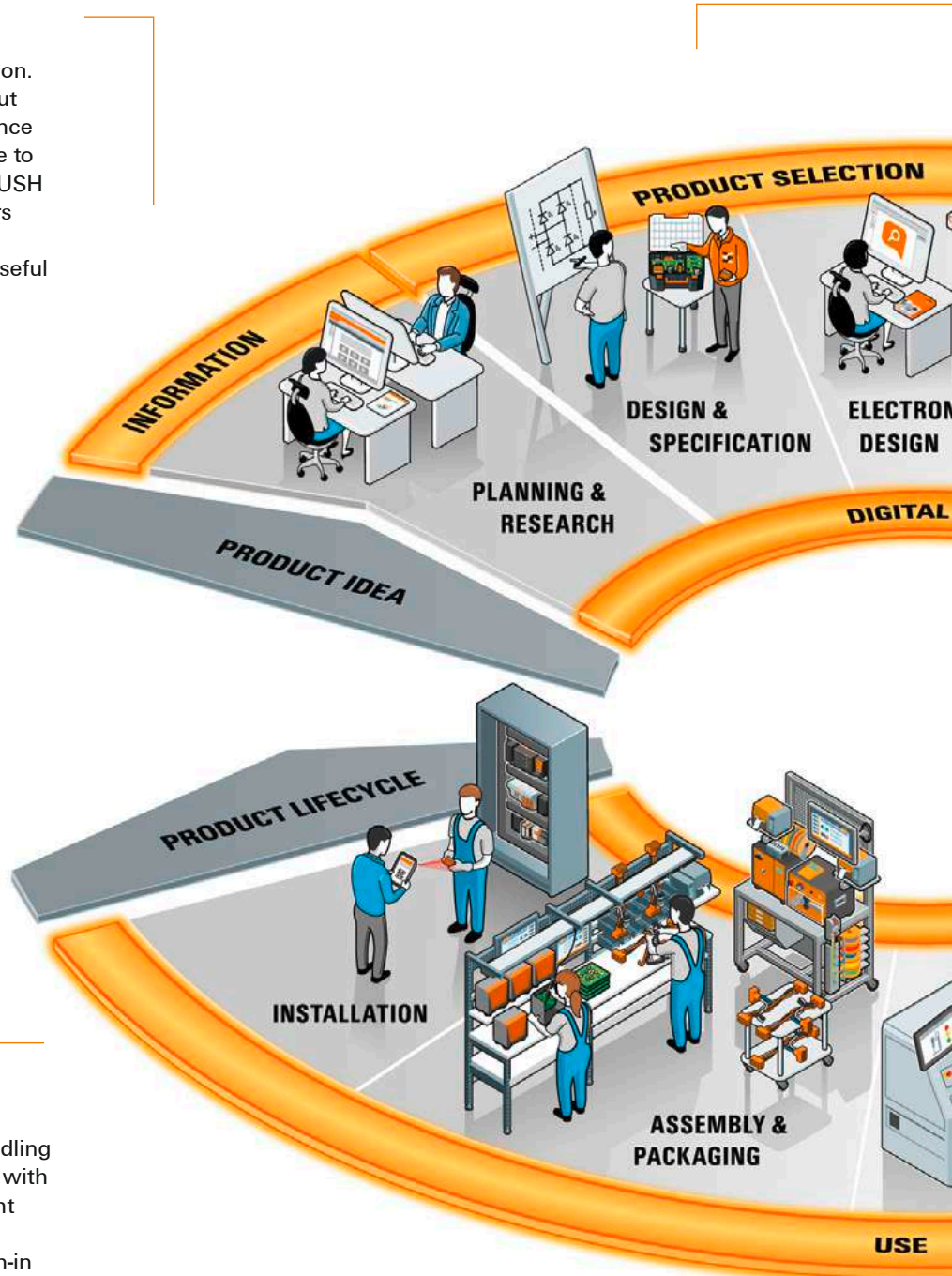
Efficient planning and design-in processes save you valuable time in product development. In addition to our PCB components, we offer a wide range of support tools and services.



Information

We support you with specialist expertise and detailed information. Do you have any questions about device development in accordance with UL 600 V or would you like to find out about the benefits of PUSH IN technology? Our white papers and webinars provide you with comprehensive, compact and useful information.

Webcode #11359



Use

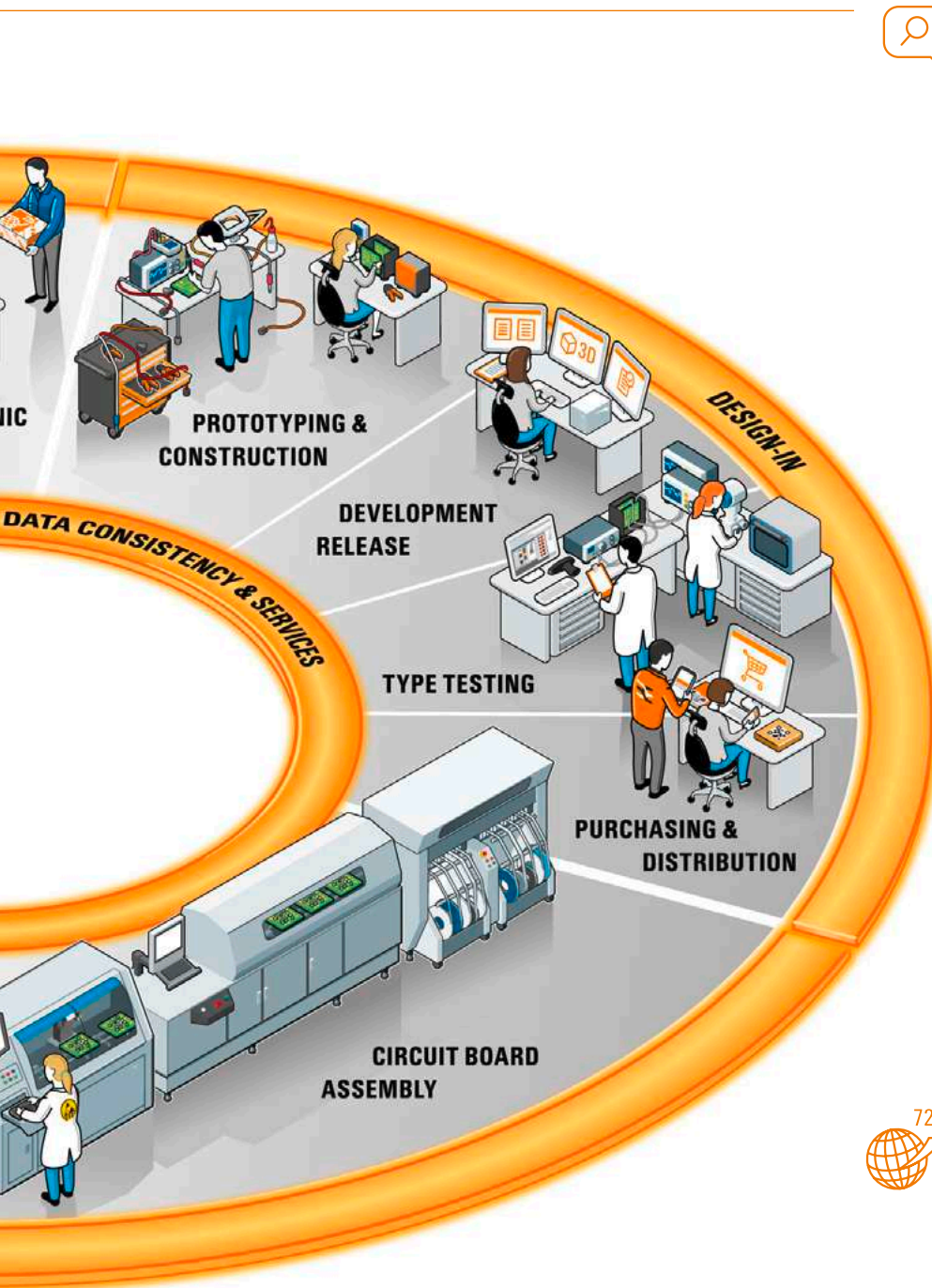
Your information edge: Our handling videos provide you step by step with useful information and important details on handling the various products. This makes the design-in process and installation even easier, safer and more pleasant for you.

Webcode #11535

24/7 Online-Services

The right know-how at any time, helpful support and reliable services for your device development.

www.weidmueller.com/omnimate-services



Product selection

Precise product recommendations just one click away: Our AppGuide supports you in a simple and targeted way. Simply select the required device application and the AppGuide recommends to you the suitable connection solutions for the different functions of your device.

Webcode #01171



Design-in support

You can adapt PCB terminals, connectors and electronics housings to your application, as required, using our online configurators. With the sample service, your personal design-in sample is in your hands within just 72 hours. Free of charge and worldwide.

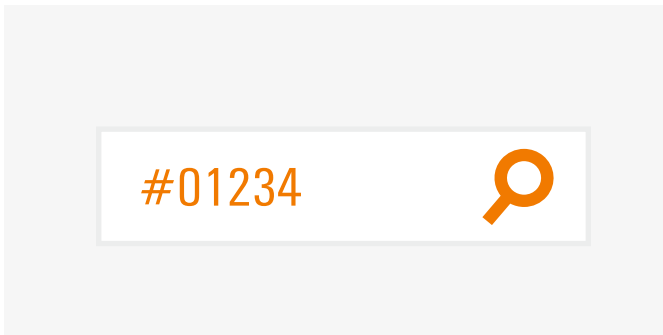
Webcode #01163

Many ways lead to the right product

Our online services as process-optimisation tools

There is more than one route to the final layout. Our support concept will assist you in all of your search and selection options.

Weidmüller has fundamentally re-designed the selection and ordering process for device connectivity in a way that better suits your application. In the future, there'll no longer be just the one path to the right product; there'll just be the right path: yours.



Webcode selection

For an application, you need certain specifications for certain products. Our new webcode allows you to go directly to the relevant products: simply choose the required product from the following pages and enter the hashtag with five-digit code on our website, and you'll be directed to the relevant details.

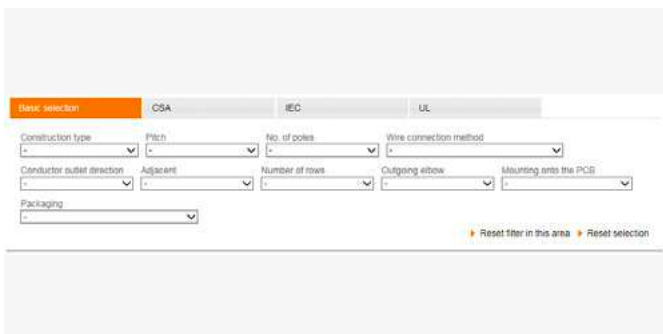
www.weidmueller.com



The AppGuide

When working with applications, you'll need to find ways of successfully implementing your ideas. Simply select your device application in our AppGuide, and we will recommend a range of products for all the different functions of your device.

Webcode #01171



Specification filters

In our online catalog in the area of device connectivity, you filter the right product in seconds using your product and application requirements.

Webcode #11534

#11530

#01028

#01052

#01072

#01116

#01160

#11581

#01056



Webcode: the hashtag for easy product searching

A hashtag followed by five digits – that's all you need to find out detailed information about the products in our wide-ranging portfolio. Entering the sequence of characters activates certain product groups or an individual product.

Where can I find the webcode?

Next to the product, either in this brochure or online.

Where do I enter the webcode?

Just enter the code into the search screen on our website. *

Where will I be directed to once I've entered the webcode?

You'll be taken to the product specifications and technical details, as well as additional info and downloads.

* Note: Make sure that the pop-up blocker settings are disabled

Your device application

Our AppGuide for device developers

Based on your application, the AppGuide will show you a representative range of products for the different functions of your device.

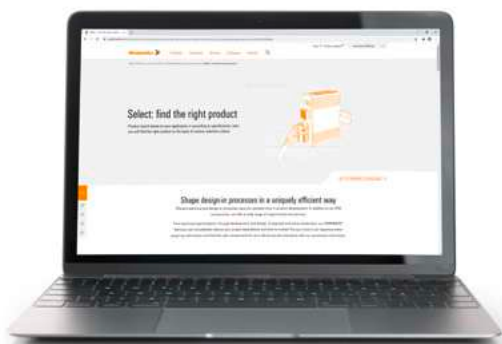
The overview will show you the application as you know it. Move the cursor over the markings to find out information on the connection technology for sub-assemblies and components. And it's just a few more clicks from here to your desired product.



AppGuide

Simply select your device application in our AppGuide, and we will recommend a range of products for all the different functions of your device.

www.weidmueller.com/appguide



1. Open the AppGuide

Go to: www.weidmueller.com/appguide or use the **Webcode #01171**

2. Select the application

Hotspots will show you the way to our recommended products

Go directly to your application with the webcode



Industrial controls



Drive controllers and regulators



Devices of machine safety



Analogue signal converter



Photovoltaic inverter



Power supply



Radio base stations



Heating electronics



Building security equipment



LED lighting systems



Elevator electronics devices



3. Select product group

Use the hotspots to find the perfect products for your applications



4. Receive the product

Configure your selection and use the available functions of our online catalogue

OMNIMATE® 4.0 – Fast. Flexible. Digital.

SNAP IN connectivity solutions for pioneers

The demands on the development of electrical devices are constantly increasing. This leads to higher complexity and challenges device developers. OMNIMATE® 4.0 is the efficient solution for a continuous, digitalised device development process for the connected world of tomorrow.

OMNIMATE® 4.0 combines three innovations in one: super-fast wire connection technology, modular product design and a fastest possible delivery. The innovative SNAP IN connection technology allows even flexible conductors without ferrules to be connected easily without tools. An indicator signals the secure connection both acoustically and visually. The modular product concept of OMNIMATE® 4.0 enables flexible configuration via the Weidmüller Configurator (WMC) for the design of your next generation devices with reduced engineering efforts and all relevant digital data. Through this combination of modularity and a digital value chain even highly individual products are ready to be shipped within 3 days – from samples to product series.






Maximum wiring speed

The innovative SNAP IN connection enables secure wiring in record time. With SNAP IN even flexible conductors without ferrules can be connected intuitively and completely tool-free - even in fully automated wiring processes.



Hearable and visible feedback

OMNIMATE® 4.0 with the visual safety indicator gives you direct feedback of the clamping situation. Beside a hearable "click" the green visual safety indicator increase the security of the proper wiring of the connector.



Easy and intuitive handling

The easy and one-hand usable topflange fixes the product and prevents undesired disconnection. The tool-less re-wiring with the lever function brings the handling to a new level.

Learn more about the the game changer
in the connector market.
www.weidmueller.com/omnimate40



OMNIMATE® 4.0 in the Weidmüller Configurator

Create your own configuration

You are looking for a specific solution perfectly fitting to your individual devices and their requirements.

The modular product concept of OMNIMATE® 4.0 enables flexible configuration and request via the Weidmüller Configurator (WMC). The software tool significantly reduces your efforts and speeds up your engineering processes from product specification to the individual offer within minutes. Digital engineering can be as simple as that.

Webcode
#11537



Integrated future-proof technologies

The modular design of OMNIMATE® 4.0 provides a flexible product portfolio with unlimited variations. The individual configuration in the Weidmüller Configurator realized hybrid connectors with the next generation technology Single Pair Ethernet (SPE).



Highest flexibility for your application

The Weidmüller Configurator (WMC) reduce your engineering efforts with the intuitive usability as well as the realtime feedback of your configuration. The configured product can be requested directly and the offer preparation will be automatically done within minutes.




Full Design-in support

OMNIMATE® 4.0 brings the full design-in support for device manufacturer. That covers the ready configuration according to the requirements of your application as well as the provision of all digital engineering data. The availability of free samples within 3 days and the support with handling videos fulfills the OMNIMATE® services.

OMNIMATE® 4.0– SNAP IN PCB connectors

Pitch 5.00 mm



Webcode #11530

MHS 5

Highly reliable male header for reflow and wave soldering methods.

- Male header
- Pitch: 5.00 mm
- Number of poles: 2–12
- IEC: 400 V / 26.8 A
- UL: 300 V / 18.5 A




Webcode # 11531

MPS 5

Female plug with 180° outlet direction, SNAP IN connection technology and optional self-locking top flange.

- SNAP IN connection
- Pitch: 5.00 mm
- Number of poles: 2–12
- IEC: 400 V / 26.8 A / 0.5–2.5 mm²
- UL: 300 V / 18.5 A / AWG 20–12/7/9




Webcode # 11532

MHS 5 D11

Hybrid male header with integrated Single Pair Ethernet (SPE) data connection for reflow soldering.

- Male header
- Pitch: 5.00 mm
- Number of poles: 2–12
- IEC: 400 V / 26.8 A
- UL: 300 V / 18.5 A



Webcode # 11533

MPS 5 D11

Hybrid female plug with SNAP IN connection technology and field attachable Single Pair Ethernet data connector.

- SNAP IN connection
- Pitch: 5.00 mm
- Number of poles: 2–12
- IEC: 400 V / 26.8 A / 0.5–2.5 mm²
- UL: 300 V / 18.5 A / AWG 20–12/7/9



Learn more about our digital engineering possibilities with unique services over the Weidmüller Configurator (WMC).

www.weidmueller.com/configurator

Single Pair Ethernet

Data connection for the factory of the future

In the factory of the future, machines and systems will be connected to each other consistently via a data infrastructure. These cyber-physical systems can act independently in the Industrial Internet of Things (IIoT), communicate in real time, and control production processes. In order to enable this, a continuous network with high-performance data connections from the sensor to the cloud is required. This pushes conventional Ethernet systems to their limits.

Single Pair Ethernet (SPE) facilitates the extension of the Ethernet to the sensor. It is compact, flexible, and enables high ranges. SPE provides for the extension of existing installations and supports consistent communication. Indeed, SPE is considered by Weidmüller as the missing component needed to close the current gap in the supply of standard Ethernet at field level.

SPE runs at the same transmission speeds as conventional Ethernet but with data lines up to 1,000 m in length. Together with other new technologies like 5G, SPE enables both continuous IP communication between the server and the cloud, as well as supplying up to 60 Watts of power in complex IIoT solutions through PoDL (Power over Data Line).



Learn more about our next generation
of IIoT-oriented Ethernet within
the connected world of today and tomorrow.
www.weidmueller.com/spe



OMNIMATE® Data

Single Pair Ethernet Connectors

- Devices can become significantly smaller - Most compact design for implementing IIoT devices (saving of > 50 %)
- Vibration-proof and insensitive to electromagnetic influences - Particularly robust, industry-compatible construction
- The colour-coded two-wire connection technology saves installation time and avoids connection errors - User-friendly structure for safe and quick installation
- Suitable for IIoT, corresponds to the latest IEEE / IEC standards for data rates from 10Mbit/s to 1Gbit/s. - High future security through compliance with international standards
- Safe locking - Even in the smallest installation space, a robust locking mechanism up to 50N is ensured (acoustic feedback during the mating process)
- Reliable process - Troublefree assembly due to sharpened pin geometry, guide posts and Tape on Reel packaging




Webcode # 11523

IE-PCB-SP0

Angled (90°) Single-Pair PCB male header for IP20

- Reflow-soldering (THR)
- Robust housing with metal snap-in mechanism
- Shielded and reinforced contacts (PdNi)
- Performance Category: up to 1Gbit/s
- Plugging cycles: 750
- Packaging in ToR



Webcode # 11524

IE-PCB-SPM (circular connector M8)

Staight (180°) Single-Pair PCB male header for IP67

- Reflow-soldering (THR)
- Front and rear wll mounting possible
- Performance Category: up to 1Gbit/s
- Packaging in ToR



Webcode # 11525

IE-S1DS2VE00 and IE-PS-SP0

Single-Pair female plugs for IP20

- Pre-assembled patch cables
- Industrial design metal snap-in locking hook
- Shielded and reinforced contacts
- Performance Category: up to 1Gbit/s
- Plugging cycles: 750
- Packaging in bag



Webcode # 11526

IE-PCB-SPM (M8)

Staight (180°) Single-Pair PCB male and female header for IP67

- Inverse M8 System possible (PoDL coding)
- Performance Category: up to 1Gbit/s
- Packaging in bag

OMNIMATE® Data

Reliable data interfaces for your device

Plug-in connectors and jacks for data transmission are already an integral part of the future-proof device design. In the industrial environment, they have to stand up to exacting requirements and the ever-increasing data transmission rates demand high-quality on individual components.

The Weidmüller data connectors provide convincing solutions. RJ45, USB and D-SUB PCB connectors ensure a safe and efficient interface to your device.

The fully shielded product range boasts high levels of electromagnetic compatibility, caters to all established outlet angles, and includes latching hooks on the top and bottom as well as an innovative **STEADYTEC®** connection system for an industry-standard design.





OMNIMATE® Data
RJ45 modular and transformer jacks

- Future-proof transmission characteristics up to Cat 6 standard for a data rate of up to 1Gbit/s
- Electromagnetic compatibility and protection through 360° shielding
- RJ45 transformer jacks with integrated "magnetics" actively counteract faults and save space on the board
- Reinforced gold layer improves corrosion protection, reduces contact problems and guarantees a long service life



OMNIMATE® Data
USB PCB jacks

- Robust plug & play operation - connect and disconnect without shutting down or restarting the system
- Reinforced gold surface - up to 1,500 plugging cycles meet the requirements for high resistance
- High rated current of up to 1.5 A provides sufficient safety reserves with a maximum charging current of 0.9 A
- Flexible deployment thanks to the compatibility of USB 3.0 hosts and devices with version 2.0



OMNIMATE® Data
D-SUB PCB connectors

- Simple installation - Due to the straight and angled designs, the sockets integrate into any installation situation.
- High performance - Established locking systems in combination with polarisation and protection of the contacts fulfil standards in electrical applications.
- Broad range of applications - In compliance with the dimensions according to IEC 60807-3 (IEC 807-3) and DIN 41652, a wide variety of applications, such as measuring devices, interfaces and electronic devices, are covered.


Learn more about our plug-in jack
 for data transmission in
 Industrial Ethernet environment.

www.weidmueller.com/omnimate-data



OMNIMATE® Data – PCB jacks and plug-in connectors


PCB modular jack



Webcode #11413

RJ45 solder connection for (THT)
PCB jack for wave soldering process

- Outlet direction: 90° and 180°
- Catch mechanism: up and down
- Performance Category: up to Cat 6
- Plugging cycles: 750
- With / without LEDs



Webcode #11414

RJ45 solder connection (THR)
PCB jack for reflow and wave soldering process

- Outlet direction: 90° and 180°
- Catch mechanism: up and down
- Performance Category: up to Cat 6
- Plugging cycles: 750
- With / without LEDs



Webcode #11415

RJ45 solder connection for (SMT)
PCB jack for reflow soldering process

- Outlet direction: 90° and 180°
- Catch mechanism: up and down
- Performance Category: up to Cat 5
- Plugging cycles: 750
- With / without LEDs


RJ45 transformer jacks



Webcode #11416

RJ45 solder connection for (THT)
PCB jack for wave soldering process

- Integrated magnetics
- Outlet direction: 90°
- Catch mechanism: up and down
- Performance Category: up to 1Gbit/s
- Plugging cycles: 750



Webcode #11417

RJ45 solder connection (THR)
PCB jack for reflow and wave soldering process

- Integrated magnetics
- Outlet direction: 90° and 180°
- Catch mechanism: up and down
- Performance Category: up to 1Gbit/s
- Plugging cycles: 750
- With / without LEDs



Webcode #11418

RJ45 solder connection (THT) multiport
PCB jack for wave soldering process

- Integrated magnetics
- Outlet direction: 90°
- Catch mechanism: up and down
- Performance Category: up to 1Gbit/s
- Plugging cycles: 750
- With / without LEDs



Webcode #11419

RJ45 solder connection (THR) multiport
PCB jack for wave soldering process

- Integrated magnetics
- Outlet direction: 90°
- Catch mechanism: up and down
- Performance Category: up to 1Gbit/s
- Plugging cycles: 750
- With / without LEDs

Plug-in connectors



Webcode #11312

RJ45 connector „steadytec“
Tool-free and field-attachable plug for Industrial Ethernet

- IDC connection, 4-8-core
- Outlet direction: 180°
- Category: Cat.5 and Cat.6_A
- AWG 26...AWG 22 / 0.48...0.76 mm²

Patch cable



Webcode #11313

RJ45 patch cable
Freely configurable RJ45 cable in a wide range of colours

- Protected latching hook, 8-core
- Outlet direction: 90°, 180° and 270°
- Category: Cat.6_A

D-SUB connectors



Webcode #11528

High-Density D-SUB solder connection for (THT)
PCB connectors for wave soldering process

- Outlet direction: 90°
- Gender: femal, male
- Side termination: threaded nut
- Packed in tray



Webcode #11462

D-SUB solder connection for (THT)
PCB connectors for wave soldering process

- Outlet direction: 90° and 180°
- Gender: femal, male
- Side termination: hole, nut, bold
- Packed in tray


OMNIMATE® Data – PCB jacks and plug-in connectors

USB jacks



Webcode # 11420
USB 3.0/2.0 solder connection (THT)
 PCB jack for wave soldering process

- Outlet direction: 90° and 180°
- Performance Category: up to 5 Gbit/s
- Plugging cycles: ≥1.500
- Packed in tray



Webcode # 11421
USB 3.0 solder connection (THR)
 PCB jack for reflow and wave soldering process


- Outlet direction: 180°
- Performance Category: up to 5 Gbit/s
- Plugging cycles: ≥1.500
- Packed in tray or ToR



Webcode # 11422
USB 2.0 solder connection for (SMT)
 PCB jack for reflow soldering process (SMT)

- Outlet direction: 90°
- Performance Category: up to 5 Gbit/s
- Plugging cycles: ≥1.500
- Packed in ToR

Ethernet terminal



Webcode # 11527
LSF-SMT and LMF
 PCB terminal for Ethernet-compliant data transmission e.g. for PROFINET (up to 100Mbps)

- PUSH IN spring connection
- Pitch: 3.50, 3.81 and 5.08 mm
- Number of poles: 4
- For all IIoT devices

OMNIMATE® Data – M8 and M12 PCB jacks

M8




Webcode # 11364
M8 Dome (individual part)
 PCB circular connector for automatic assembly and M8 threads.

- Number of poles: 3, 4, 8
- Female and male contact
- SMT, THR
- Shielded and unshielded



Webcode # 11366
M8 Front mounting
 PCB circular connector with M8 thread for front mounting.

- Number of poles: 3, 4, 8
- Female and male contact
- Outlet direction: 180°
- Shielded and unshielded



Webcode # 11368
M8 Rear panel mounting
 PCB circular connector with M8 thread for rear panel mounting.

- Number of poles: 3, 4, 8
- Female and male contact
- Outlet direction: 90°, 180°
- Shielded and unshielded

M12



Webcode # 11352
M12 Dome (individual part)
 PCB circular connector for automatic assembly and M12 threads.

- Number of poles: 4, 5, 8
- Female and male contact
- SMT
- Shielded and unshielded
- Coding: A, B, D



Webcode # 11354
M12 Front mounting
 PCB circular connector with M12 thread for front mounting.

- Number of poles: 4, 5, 8
- Female and male contact
- Outlet direction: 90°, 180°
- Shielded and unshielded
- Coding: A, B, D, X



Webcode # 11356
M12 Front mounting
 PCB circular connector with M12 thread for front mounting.

- Number of poles: 4, 5, 8
- Female and male contact
- Outlet direction: 90°, 180°
- Shielded and unshielded
- Coding: A, B, D, X

SAI plugs and cables



Webcode # 11529
SAI round plug-in connectors and cables
 High IP rated connectivity range of M5, M8, M12, M16 and M23

- Different codings like A, B and D
- Up to protection degree IP 69K
- For mechanically and chemically stressed applications


OMNIMATE® Signal


Transmit numerous signals in the smallest possible space

A reliable device connection is an absolute must for your customised applications. With OMNIMATE® Signal, we can now offer you the right PCB-connection to meet your exact requirements.

You can choose from a product range that includes compact PCB terminals and connectors, which, thanks to intelligent locking concepts and high-performance connection systems, provides your design-in process with a wide range of application-specific solutions.

We have also not forgotten about your production processes when formulating our product range, as our THR and SMD components ensure the highest productivity levels during the reflow soldering process.





OMNIMATE® Signal PCB terminals



- Application-oriented connection systems ranging from clamping yoke screw connections to PUSH IN spring connections in all relevant cross-section ranges up to 6 mm²
- Can be used universally in all standard pitches from 3.50 mm to 7.62 mm
- A wide range of reflow-compatible products for automated SMT processes
- Compact, multi-layer designs up to 72-pole



OMNIMATE® Signal PCB plug-in connectors



- Compact at 2.50 mm pitch
36 connections at 3.50 mm pitch, highest level of power reserves at 3.81 mm pitch and largest application area at 5.08 mm pitch
- Application-oriented connection systems ranging from clamping yoke screw connections to PUSH IN spring connections.
- A wide range of reflow-compatible products for automated SMT processes
- Multi-row and multi-layer designs up to 48-pole



OMNIMATE® Signal Board-to-Board connectors

- Industrial suitable density combined with high flexible connection combinations (mezzanine, mother-to-daughter, extended-board and Board-to-wire)
- Pitch 1,27mm from 12 – 80 poles in different outlet-directions and heights
- Developed for automatic assembly with high precise pin coplanarity and SMT-fixation
- Reliable contact surface (PdNi-Au) equipped in high-performance material LCP and packed in Tape on reel for automatic assembly


Learn more about our full-range signal solutions that includes extremely compact PCB terminals and connectors.

www.weidmueller.com/omnimate-signal



OMNIMATE® Signal – PCB terminals

Clamping yoke screw connection




Webcode #01010

LM 3.50 / LM1N / LM2N

Small, compact PCB terminal with conductor outlet direction of 90° or 135°.

- Clamping yoke screw connection
- Pitch: 3.50 mm
- Number of poles: 2-12
- IEC: 320 V / 16 A / 0.2-1.5 mm²
- UL: 300 V / 10 A / AWG 28-14




Webcode #01012

LM 5.00/5.08

Single-row PCB terminal with conductor outlet direction of 90°, 135° and 180°.

- Clamping yoke screw connection
- Pitch: 5.00 mm / 5.08 mm
- Number of poles: 2-24
- IEC: 630 V / 17.5 A / 0.2-2.5 mm²
- UL: 300 V / 15 A / AWG 24-14




Webcode #01014

LS 5.08

Small, compact PCB terminal with conductor outlet direction of 90°.

- Clamping yoke screw connection
- Pitch: 5.08 mm
- Number of poles: 2-12
- IEC: 630 V / 17.5 A / 0.08-1.5 mm²
- UL: 300 V / 15 A / AWG 28-14




Webcode #01016

LL 5.00/5.08

Single-row PCB terminal with conductor outlet direction of 90° and 180°.

- Clamping yoke screw connection
- Pitch: 5.00 mm / 5.08 mm
- Number of poles: 2-24
- IEC: 500 V / 32.5 A / 0.5-6 mm²
- UL: 300 V / 20 A / AWG 28-12

Clamping yoke screw connection




Webcode #01018

LL 9.52

Single-row PCB terminal with conductor outlet direction of 90°.

- Clamping yoke screw connection
- Pitch: 9.52 mm
- Number of poles: 2-3
- IEC: 1,000 V / 32 A / 0.18-6 mm²
- UL: 300 V / 30 A / AWG 26-10

TOP - screw connection




Webcode #01024

TOP

PCB terminal with conductor insertion and contact point actuation from the same direction.

- TOP screw connection
- Pitch: 5.08 mm / 6.35 mm / 7.62 mm
- Number of poles: 2-24
- IEC: 630 V / 24 A / 0.2-2.5 mm²
- UL: 300 V / 10 A / AWG 26-14

Leaf - spring screw connection




Webcode #01020

PS 3.5

Very small and compact PCB terminal with conductor outlet direction of 90°.

- Leaf-spring screw connection
- Pitch: 3.50 mm
- Number of poles: 2-12
- IEC: 320 V / 17.5 A / 0.2-1.5 mm²
- UL: 300 V / 10 A / AWG 28-16




Webcode #01022

PM 5.00/5.08

PCB terminal with conductor inlet direction of 90°.

- Leaf-spring screw connection
- Pitch: 5.00 mm / 5.08 mm
- Number of poles: 2-12
- IEC: 600 V / 24 A / 0.13-2.5 mm²
- UL: 300 V / 15 A / AWG 26-14

PUSH IN - spring connection




Webcode #01028

LSF-SMT 3.5 / 3.81

PCB terminal for fully automatic assembly for THR reflow soldering (SMT) and wave soldering.

- PUSH IN spring connection
- Pitch: 3.50 mm / 3.81 mm
- Number of poles: 2-24
- IEC: 320 V / 17.5 A / 0.2-1.5 mm²
- UL: 300 V / 12 A / AWG 24-16




Webcode #01030

LSF-SMT 5.00 / 5.08

PCB terminal for fully automatic assembly for THR reflow soldering (SMT) and wave soldering.

- PUSH IN spring connection
- Pitch: 5.00 mm / 5.08 mm
- Number of poles: 2-8
- IEC: 500 V / 17.5 A / 0.2-1.5 mm²
- UL: 300 V / 12 A / AWG 24-16




Webcode #01032

LSF-SMT 7.50 / 7.62

PCB terminal for fully automatic assembly for THR reflow soldering (SMT) and wave soldering.

- PUSH IN spring connection
- Pitch: 7.50 mm / 7.62 mm
- Number of poles: 2-8
- IEC: 800 V / 17.5 A / 0.2-1.5 mm²
- UL: 300 V / 12 A / AWG 24-16



Webcode #01034


LSF-SMD 3.5

PCB terminal for fully automatic assembly for reflow soldering (SMT).

- PUSH IN spring connection
- Pitch: 3.50 mm
- Number of poles: 2-12
- IEC: 320 V / 17.5 A / 0.2-1.5 mm²
- UL: 300 V / 12 A / AWG 24-16

OMNIMATE® Signal – PCB terminals

PUSH IN - spring connection




Webcode #01036

LSF-SMD 5.00

PCB terminal for fully automatic assembly for reflow soldering (SMT).

- PUSH IN spring connection
- Pitch: 5.00 mm
- Number of poles: 2-8
- IEC: 500 V / 17.5 A / 0.2-1.5 mm²
- UL: 300 V / 12 A / AWG 24-16




Webcode #01038

LSF-SMD 7.50

PCB terminal for fully automatic assembly for reflow soldering (SMT).

- PUSH IN spring connection
- Pitch: 7.50 mm
- Number of poles: 2-6
- IEC: 800 V / 17.5 A / 0.2-1.5 mm²
- UL: 300 V / 12 A / AWG 24-16




Webcode #01040

LMF 5.00/5.08

PCB terminal with pusher for opening the contact point and an integrated test point.

- PUSH IN spring connection
- Pitch: 5.00 mm / 5.08 mm
- Number of poles: 2-24
- IEC: 400 V / 24 A / 0.2-2.5 mm²
- UL: 300 V / 10 A / AWG 26-12

PUSH IN - spring connection




Webcode #01042

LMFS 5.00/5.08

PCB terminal without pusher; contact point can be opened using a screwdriver and integrated test point.

- PUSH IN spring connection
- Pitch: 5.00 mm / 5.08 mm
- Number of poles: 2-24
- IEC: 400 V / 24 A / 0.2-2.5 mm²
- UL: 300 V / 10 A / AWG 26-12



Webcode #01026

LS2HF 3.50

Double-storey PCB terminal for wave soldering processes, with conductor insertion and slider operation from the same direction (TOP).

- PUSH IN spring connection
- Pitch: 3.50 mm
- Number of poles: 4-24
- IEC: 400 V / 10 A / 0.14-1.5 mm²
- UL: 150 V / 12.5 A / AWG 26-16



Webcode #11514

LMF 7.50

PCB terminal with pusher for opening the contact point and an integrated test point.

- PUSH IN spring connection
- Pitch: 7.50 mm
- Number of poles: 2-24
- IEC: 1000 V / 24 A / 0.2-2.5 mm²
- UL: 300 V / 20 A / AWG 26-12




Webcode #11515

LMFS 7.50

PCB terminal without pusher; contact point can be opened using a screwdriver and integrated test point.

- PUSH IN spring connection
- Pitch: 7.50 mm
- Number of poles: 2-24
- IEC: 1000 V / 24 A / 0.2-2.5 mm²
- UL: 300 V / 20 A / AWG 26-12

PUSH IN - spring connection




Webcode #11448

LMZF

Single-row PCB terminal with maintenance-free tension clamp connection and with conductor outlet direction of 135°.

- Tension clamp connection
- Pitch: 5, 7 & 10 mm
- Number of poles: 2-24
- IEC: 630 V/24 A / 0.13 - 2.5 mm²
- UL: 300 V/15 A / AWG 26-AWG 14

Tension clamp connection



Webcode #11447

LM2NZF & LM3RZF

Multi-level PCB terminal with conductor outlet direction of 135°.

- Tension clamp connection
- Pitch: 5.08 mm
- Number of poles: 2-24
- IEC: 630 V/24 A / 0.13 - 2.5 mm²
- UL: 300 V/15 A / AWG 26-AWG 14

OMNIMATE® Board-to-Board connectors

Pitch 1.27 mm



Webcode #11516

FMH1

Male header with stack height 1.75 mm

- Reflow-soldering (SMT) -Pitch: 1.27 mm
- Number of poles: 12-80
- Clear. and creepage distance: min. 0.4 mm
- IEC: 2.8 A (20°C, 12 pole)
- UL: 150 V / 1.7 A (12 pole)



Webcode #11517

FMH3

Male header with stack height 3.25 mm

- Reflow-soldering (SMT) -Pitch: 1.27 mm
- Number of poles: 12-80
- Clear. and creepage distance: min. 0.4 mm
- IEC: 2.8 A (20°C, 12 pole)
- UL: 150 V / 1.7 A (12 pole)



Webcode #11518

FMH

Male header, angled

- Reflow-soldering (SMT) -Pitch: 1.27 mm
- Number of poles: 12-80
- Clear. and creepage distance: min. 0.4 mm
- IEC: 2.8 A (20°C, 12 pole)
- UL: 150 V / 1.7 A (12 pole)

Pitch 1.27 mm



Webcode #11519

FFH6

Female header with stack height 6.25 mm

- Reflow-soldering (SMT) -Pitch: 1.27 mm
- Number of poles: 12-80
- Clear. and creepage distance: min. 0.4 mm
- IEC: 2.8 A (20°C, 12 pole)
- UL: 150 V / 1.7 A (12 pole)



Webcode #11520

FFH9

Female header with stack height 9.05 mm

- Reflow-soldering (SMT) -Pitch: 1.27 mm
- Number of poles: 12-80
- Clear. and creepage distance: min. 0.4 mm
- IEC: 2.8 A (20°C, 12 pole)
- UL: 150 V / 1.7 A (12 pole)



Webcode #11521

FFH

Female header, angled

- Reflow-soldering (SMT) -Pitch: 1.27 mm
- Number of poles: 12-80
- Clear. and creepage distance: min. 0.4 mm
- IEC: 2.8 A (20°C, 12 pole)
- UL: 150 V / 1.7 A (12 pole)



Webcode #11522

FFP

Female plug

- IDC-Connection
- Pitch: 1.27 mm -Number of poles: 12-80
- Clear. and creepage distance: min. 0.4 mm
- IEC: 2.8 A (20°C, 12 pole)
- UL: 150 V / 1.0 A (12 pole) / AWG 30

OMNIMATE® Signal – PCB connectors

Pitch 2.50 mm



Webcode #11323

BLF 2.50

Female plug for conductor connection with PUSH IN spring connection.

- PUSH IN spring connection
- Pitch: 2.50 mm
- Number of poles: 2-12
- IEC: 320 V / 6 A / 0.08 - 0.5 mm²
- UL: 150 V / 5 A / AWG 28 - 20




Webcode #11324

SL 2.50

Male header for wave soldering methods for 2.50 mm pitch.

- Male header
- Pitch: 2.50 mm
- Number of poles: 2-12
- IEC: 320 V / 6 A
- UL: 320 V / 6 A

Pitch 3.50 mm double - row design



Webcode #01060

S2C 3.50

High-temperature-resistant, double-row male header for reflow and wave soldering methods.

- Male header
- Pitch: 3.50 mm
- Number of poles: 4-36
- IEC: 200 V / 13.4 A
- UL: 150 V / 10 A




Webcode #01058

B2CF 3.50

Compact double-row female plug with maximum connection density within an extremely small space.

- PUSH IN spring connection
- Pitch: 3.50 mm
- Number of poles: 4-46
- IEC: 320 V / 13.4 A / 0.14-1.5 mm²
- UL: 300 V / 9.5 A / AWG 26-16

Pitch 3.50 mm




Webcode #01068

SL-SMT 3.50

High-temperature-resistant male header for reflow and wave soldering methods.

- Male header
- Pitch: 3.50 mm
- Number of poles: 2-24
- IEC: 320 V / 15 A
- UL: 300 V / 10 A




Webcode #01072

SL 3.50

Male header for wave soldering methods.

- Male header
- Pitch: 3.50 mm
- Number of poles: 2-24
- IEC: 320 V / 17 A
- UL: 300 V / 10 A




Webcode #01066

BL 3.50

Female plug for conductor connection with clamping yoke screw connection.

- Clamping yoke screw connection
- Pitch: 3.50 mm
- Number of poles: 2-24
- IEC: 320 V / 17 A / 0.2-1.5 mm²
- UL: 300 V / 10 A / AWG 28-14




Webcode #11410

BLF 3.5

Female plug with PUSH IN spring connection

- PUSH IN spring connection
- Pitch: 3.50 mm
- Number of poles: 2-24
- IEC: 320 V / 14.5 A / 0.2 - 1.5 mm²
- UL: 300 V / 9.5 A / AWG 28-16

Pitch 3.50 mm




Webcode #01064

BL-I/O 3.5

Extremely compact female plug in one or three-row design and with an integrated LED display.

- PUSH IN spring connection
- Pitch: 3.50 mm
- Number of poles: 10 & 30
- IEC: 200 V / 2.2 A / 0.2-1 mm²
- UL: 50 V / 5 A / AWG 24-16




Webcode #11445

BL I/O CJC

Compact female plug with integrated cold junction compensation.

- PUSH IN spring connection
- Pitch: 3.50 mm
- Number of poles: 10
- IEC: 50 -V / 2.2 A / 0.2 - 1.5 mm²
- UL: 50 V / 5 A / AWG 24 - 16




Webcode #01076

SC-SMT 3.81

High-temperature-resistant male header with a very low profile for reflow and wave soldering methods.

- Male header
- Pitch: 3.81 mm
- Number of poles: 2-16
- IEC: 320 V / 17.5 A
- UL: 300 V / 10 A



Webcode #01080

SC 3.81

Male header with a very low profile for wave soldering methods.

- Male header
- Pitch: 3.81 mm
- Number of poles: 2-20
- IEC: 320 V / 17.5 A
- UL: 300 V / 10 A

OMNIMATE® Signal – PCB connectors

Pitch 3.81 mm




Webcode #11316

SCZ 3.81

Compact male plug for conductor connection with clamping yoke screw connection.

- Clamping yoke screw connection
- Pitch: 3.81 mm
- Number of poles: 2-12
- IEC: 320 V / 17.5 A / 0.14-1.5 mm²
- UL: 300 V / 10 A / AWG 28-16




Webcode #01074

BCZ 3.81

Compact female plug for conductor connection with clamping yoke screw connection.

- Clamping yoke screw connection
- Pitch: 3.81 mm
- Number of poles: 2-20
- IEC: 320 V / 17.5 A / 0.14-1.5 mm²
- UL: 300 V / 10 A / AWG 28-16




Webcode #01078

BCF 3.81

Female plug with very low profile for conductor connection with PUSH IN spring connection.

- PUSH IN spring connection
- Pitch: 3.81 mm
- Number of poles: 2-18
- IEC: 320 V / 17.5 A / 0.2-1.5 mm²
- UL: 300 V / 10 A / AWG 28-16



Webcode #01082


BCL-SMT 3.81

High-temperature-resistant female header with a very low profile for reflow soldering methods.

- Female header
- Pitch: 3.81 mm
- Number of poles: 2-12
- IEC: 320 V / 17.5 A
- UL: 300 V / 10 A

OMNIMATE® Signal – PCB connectors

Pitch 5.00 mm




Webcode # 11444

SL-SMT 5.00HC

High-temperature-resistant, bent pin header, optimized for automatic assembly and reflow and wave soldering.

- Male header
- Pitch: 5.00 mm
- Number of poles: 2-24
- IEC: 400 V / 27.5 A
- UL: 300 V / 18.5 A




Webcode # 11443

SL-SMaRT 5.0xHC

High-temperature-resistant, modular pin header.

- High-current male header
- Pitch: 5.0x mm
- Number of poles: 2 & 3
- IEC: 400 V / 27.5 A
- UL: 300 V / 15 A




Webcode # 01095

SL 5.00

Pin headers with solder pin length optimized for wave flow soldering.

- Male header
- Pitch: 5.00 mm
- Number of poles: 2-24
- IEC: 400 V / 24 A
- UL: 300 V / 18.5 A




Webcode # 11461

SLD 5.00

2-tier male header with parallel pin arrangement with outlet direction of 90° & 180°, optimized for wave soldering methods.

- Male header
- Pitch: 5.00 mm
- Number of poles: 4-48
- IEC: 400 V / 15 A
- UL: 300 V / 10 A

Pitch 5.00 mm




Webcode # 01165

BLZP 5.00HC

High-current-female-plug for outlet direction of 90°, 180° or 270°.

- Clamping yoke screw connection
- Pitch: 5.00 mm
- Number of poles: 2-24
- IEC: 400 V / 23 A / 0.2-4 mm²
- UL: 300 V / 20 A / AWG 30-12




Webcode # 11442

BLF 5.00HC

Compact high-current-female-plug for outlet direction of 90°, 180° or 270°.

- PUSH IN spring connection
- Pitch: 5.00 mm
- Number of poles: 2-24
- IEC: 400 V / 24 A / 0.2-2.5 mm²
- UL: 300 V / 18.5 A / AWG 26-12

Pitch 5.08 mm



Webcode # 01090

SL-SMT 5.08HC

Highly temperature-resistant angled male header optimised for automatic assembly and for reflow and wave soldering methods.

- Male header
- Pitch: 5.08 mm
- Number of poles: 2-24
- IEC: 400 V / 27.5 A
- UL: 300 V / 18.5 A




Webcode # 11441

SLDV-THR 5.08

High-temperature resistant, double level, laterally offset, male connector with flange or solder flange.

- Male header
- Pitch: 5.08 mm
- Number of poles: 4-48
- IEC: 400 V / 15 A
- UL: 300 V / 10 A




Webcode # 01094

SL 5.08HC

Male headers in glass-fibre-reinforced plastic, optimised for wave soldering methods.

- Male header
- Pitch: 5.08 mm
- Number of poles: 2-24
- IEC: 400 V / 24 A
- UL: 300 V / 18.5 A




Webcode # 11440

SLD 5.08

2-tier male header with parallel or laterally offset pin arrangement with with outlet direction of 90° & 180°, optimized for wave soldering methods.

- Male header, parallel or laterally offset
- Pitch: 5.08 mm
- Number of poles: 4-48
- IEC: 400 V / 15 A
- UL: 300 V / 10 A

Pitch 5.08 mm




Webcode #01098

SLF 5.08

Male plugs with straight outlet direction provide space for labelling and can be coded.

- PUSH IN spring connection
- Pitch: 5.08 mm
- Number of poles: 2-12
- IEC: 400 V / 25.9 A / 0.2-2.5 mm²
- UL: 300 V / 14 A / AWG 26-12




Webcode #01087

SLS 5.08

Male plug with clamping-yoke screw wire-connect system. Clamping yoke screw connection

- Pitch: 5.08 mm
- Number of poles: 2-24
- IEC: 400 V / 21.5 A / 0.2-2.5 mm²
- UL: 300 V / 14 A / AWG 26-AWG 12




Webcode #01102

SLT 5.08

Male plugs with straight outlet direction provide space for labelling and can be coded.

- TOP screw connection system
- Pitch: 5.08 mm
- Number of poles: 2-16
- IEC: 400 V / 16 A / 0.2-2.5 mm²
- UL: 300 V / 15 A / AWG 26-14




Webcode #01084

BLZP 5.08HC

High-current female plug for conductor connection with 90°, 180° to 225° and 270° outlet direction.

- Clamping yoke screw connection
- Pitch: 5.08 mm
- Number of poles: 2-24
- IEC: 400 V / 23 A / 0.2-4 mm²
- UL: 300 V / 20 A / AWG 30-12

Pitch 5.08 mm



Webcode #01092

BLT 5.08HC

High-current female plug for conductor connection with a straight 180° outlet direction and space for labelling.

- TOP screw connection
- Pitch: 5.08 mm
- Number of poles: 2-24
- IEC: 400 V / 27 A / 0.2-2.5 mm²
- UL: 300 V / 17 A / AWG 26-14




Webcode #01088

BLF 5.08HC

Compact high-current female plug for conductor outlet directions of 90° to 180° and 270°.

- PUSH IN spring connection
- Pitch: 5.08 mm
- Number of poles: 2-24
- IEC: 400 V / 24 A / 0.2-2.5 mm²
- UL: 300 V / 18.5 A / AWG 26-12




Webcode #01096

BLC 5.08

Female plug to allow for the pre-assembly of wiring harnesses in large quantities.

- Crimp connection system
- Pitch: 5.08 mm
- Number of poles: 2-16
- IEC: 400 V / 21 A
- UL: 300 V / 10 A / AWG 26-14



Webcode #01100

BLL 5.08

Female header for PCB assembly with 90° and 180° outlet direction and optimised solder pin length for wave soldering methods.

- Female header
- Pitch: 5.08 mm
- Number of poles: 2-24
- IEC: 400 V / 23 A
- UL: 300 V / 15 A

Rectangular connector




Webcode #11360

RSV 1.6 C

Rectangular connector for a high component density, for use as a free coupling or a PCB variant.

- Crimp connection system
- Pitch: 5.00 mm
- Number of poles: 4-36
- IEC: 630 V / 17 A
- UL: 600 V / 10 A / AWG 26-12



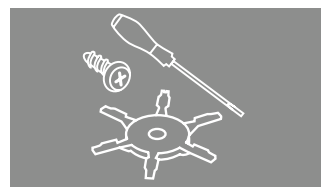
Webcode #01106

RSV 1.6 L

Rectangular connector with solder pin and solder jack contacts for PCB applications.

- Solder pin contacts
- Pitch: 5.00 mm
- Number of poles: 4-36
- IEC: 500 V / 14 A
- UL: 300 V / 10 A

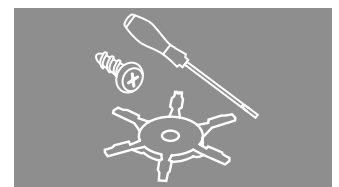
Accessories



Webcode #11439

Accessories


For signal PCB terminals



Webcode #11438

Accessories

For signal PCB connectors



OMNIMATE® Power


Powerful connections with maximum security

New products and innovations help to shake up the market. Many power electronics applications are constantly evolving at a rapid pace, causing the requirements placed on connection systems to increase as well.

As specialists with a great deal of experience, we know the maximum power and security requirements that you place on your electronic devices. Our high-performance PCB terminals, PCB connectors and panel feedthrough terminal blocks therefore also comply with applicable device standards such as standard for speed-controlled drive technology.

Our Power products also fully achieve 600 volts in accordance with UL standards. PCB terminal blocks with PUSH IN wire connection and application-specific plug-in connectors for motor connection with shield support complete the range.





OMNIMATE® Power PCB terminals




- High-power to 150 A / 1000 V (IEC) or 127 A / 600 V (UL)
- Application-oriented scalability with connection cross-sections from 16 mm² to 50 mm²
- Simple UL device approval up to 600 V
- PUSH IN wire connection up to 16 mm²
- Maintenance-free steel clamping yoke for vibration-resistant screw connections



OMNIMATE® Power PCB plug-in connectors



- Application-oriented scalability: from the compact 4 mm² connector for 29 A (IEC) or 20 A (UL) up to the sturdy 16 mm² connector for 76 A (IEC) or 60 A (UL)
- Unlimited usage up to 1000 V (IEC) or 600 V (UL)
- A variety of application-optimised mounting options



OMNIMATE® Power Panel feedthrough terminal blocks




- Clamping yoke screw connection
- PUSH IN wire connection
- Wall and housing feedthrough
- Simple, flexible and cost-saving assembly and connection of conductors
- Cable lug
- Solder connection



Learn more about our application-oriented connection solutions for your power electronics devices at:
www.weidmueller.com/omnimate-power

OMNIMATE® Power – PCB terminals

Clamping yoke screw connection



Webcode #01044

LL 6.35

High-performance PCB terminal with offset solder pins and conductor outlet direction of 90°.

- Clamping yoke screw connection
- Pitch: 6.35 mm
- Number of poles: 2-12
- IEC: 1.000 V / 32 A / 0.18-6 mm²
- UL: 600 V / 30 A / AWG 26-10




Webcode #01048

LU 10.16

High-performance PCB terminal with offset solder pins and conductor outlet direction of 90°.

- Clamping yoke screw connection
- Pitch: 10.16 mm
- Number of poles: 2-10
- IEC: 1.000 V / 76 A / 0.5-16 mm²
- UL: 300 V / 65 A / AWG 26-6




Webcode #01050

LUP 10.16 V with test point

High-performance PCB terminal with integrated test point and conductor outlet direction of 90°.

- Clamping yoke screw connection
- Pitch: 10.16 mm
- Number of poles: 2-9
- IEC: 1.000 V / 76 A / 0.5-16 mm²
- UL: 600 V / 51 A / AWG 26-6




Webcode #01052

LUP 12.70 with test point

High-performance PCB terminal with integrated test point and conductor outlet direction of 90°.

- Clamping yoke screw connection
- Pitch: 12.70 mm
- Number of poles: 2-9
- IEC: 1.000 V / 76 A / 0.5-16 mm²
- UL: 600 V / 58 A / AWG 26-6

Clamping yoke screw connection



Webcode #01054

LX 15.00 with test point

High-performance PCB terminal with integrated test point and conductor outlet direction of 90°.

- Clamping yoke screw connection
- Pitch: 15.00 mm
- Number of poles: 1-9
- IEC: 1.000 V / 101 A / 1.5-25 mm²
- UL: 600 V / 85 A / AWG 16-4



Webcode #01056

LXXX 15.00 with test point

High-performance PCB terminal with integrated test point and conductor outlet direction of 90°.

- Clamping yoke screw connection
- Pitch: 15.00 mm
- Number of poles: 1-9
- IEC: 1.000 V / 150 A / 0.5-50 mm²
- UL: 600 V / 127 A / AWG 20-1

PUSH IN spring connection



Webcode #11408

LLF / LLFS 7.5

Highly reliable PCB terminals with integrated test point and conductor outlet direction of 90° and 180°.

- PUSH IN spring connection
- Fast wiring without tool (LLF 7.50)
- Pitch: 7.5 mm
- Number of poles: 1-12
- IEC: 1.000 V / 41 A / 0.5-6 mm²
- UL: 600 V / 35 A / AWG 24-8




Webcode #01046

LUF / LUFS 10

Highly reliable PCB terminals with integrated test point and conductor outlet direction of 90° and 180°.

- PUSH IN spring connection
- Fast wiring without tool (LUF10)
- Pitch: 10.00 mm
- Number of poles: 1-12
- IEC: 1.000 V / 76 A / 0.5-16 mm²
- UL: 600 V / 61 A / AWG 18-6



Webcode #11409


LUF / LUFS 15

Highly reliable PCB terminals with integrated test point and conductor outlet direction of 90° and 180°.

- PUSH IN spring connection
- Fast wiring without tool (LUF 15)
- Pitch: 15.00 mm
- Number of poles: 2-8
- IEC: 1.000 V / 76 A / 0.5-16 mm²
- UL: 1.000 V / 57 A / AWG 18-6

OMNIMATE® Power – PCB connectors

OMNIMATE® Power Hybrid




Webcode # 11437

SV-SMT 7.62 hybrid

High-temperature-resistant hybrid male header with energy and signal contacts.

- Male header
- Pitch: 7.62 mm
- Pole count: 2/4-5/8
- IEC: 1.000 V / 41 A
- UL: 300 V / 35 A




Webcode #01112

SV 7.62 hybrid

Hybrid male header with energy and signal contacts.

- Male header
- Pitch: 7.62 mm
- Pole count: 2/4-5/8
- IEC: 1.000 V / 41 A
- UL: 300 V / 35 A




Webcode # 11465

BVF 7.62HP hybrid

Hybrid female plug - the perfect 2-in-1 solution for the simultaneous combination of energy and signals. Available with plug-in EMC shield support on request.

- PUSH IN spring connection
- Pitch: 7.62 mm
- Pole count: 2/4-5/8
- IEC: 1.000 V / 38 A / 0.5-10 mm²
- UL: 600 V / 35 A / AWG 24-8



Webcode # 11466

BVFL 7.62 hybrid

Hybrid female plug with Wire-Ready PUSH IN the perfect 2-in-1 solution for the simultaneous combination of energy and signals.

- Wire-Ready PUSH-IN spring connection
- Pitch: 7.62 mm
- Pole count: 2 / 4-5 / 8
- IEC: 1.000 V / 38 A / 0.5-6 mm
- UL: 600 V / 35 A / AWG 24-8

OMNIMATE® Power Hybrid



Webcode # 11467

BVF 7.62 hybrid with pluggable shield connection

Hybrid female plug with pluggable shield connection to printed circuit board.

- PUSH IN spring connection
- Pitch: 7.62 mm
- Pole count: 4-4
- IEC: 1.000 V / 38 A / 0.5-10 mm
- UL: 600 V / 35 A / AWG 24-8



Webcode # 11468

BVFL 7.62 hybrid with pluggable shield connection

Hybrid female plug with Wire-Ready PUSH IN and pluggable shield connection to printed circuit board.

- Wire-Ready PUSH IN spring connection
- Pitch: 7.62 mm
- Pole count: 4-4
- IEC: 1.000 V / 38 A / 0.5-6 mm
- UL: 600 V / 35 A / AWG 24-8




Webcode # 11481

BVF 7.62 hybrid with pluggable shield connection

Hybrid female plug with pluggable shield connection to the device metall housing.

- PUSH IN spring connection
- Pitch: 7.62 mm
- Pole count: 4-4
- IEC: 1.000 V / 38 A / 0.5-10 mm
- UL: 600 V / 35 A / AWG 24-8




Webcode # 11480

BVFL 7.62 hybrid with pluggable shield connection

Hybrid female plug with Wire-Ready PUSH-IN and pluggable shield connection to the device metall housing.

- Wire-Ready PUSH IN spring connection
- Pitch: 7.62 mm
- Pole count: 4-4
- IEC: 1.000 V / 38 A / 0.5-6 mm
- UL: 600 V / 35 A / AWG 24-8

OMNIMATE® Power IT




Webcode #01116

SL 7.62IT

Male header with optional solder flange attachment and with leading contact for IT networks.

- Male header
- Pitch: 7.62 mm
- Number of poles: 2-6
- IEC: 630 V / 29 A
- UL: 300 V / 20 A




Webcode #01114

BLZ 7.62IT

Female plug with 180° outlet direction and touch safety for IT networks with self-locking centre flange.

- Clamping yoke screw connection
- Pitch: 7.62 mm
- Number of poles: 2-6
- IEC: 1,000 V / 41 A / 0.2-6 mm²
- UL: 600 V / 40.5 A / AWG 24-8




Webcode # 11469

SV-SMT 7.62IT

High temperature-resistant male haeder with leading contact for IT-networks.

- Male header
- Pitch: 7.62 mm
- Number of poles: 2-5
- IEC: 1.000 V / 41 A
- UL: 300 V / 40.5 A



Webcode #01120


SV 7.62IT

Male header with optional solder flange attachment and with leading contact for IT networks.

- Male header
- Pitch: 7.62 mm
- Number of poles: 2-4
- IEC: 1.000 V / 41 A
- UL: 300 V / 40.5 A

OMNIMATE® Power – PCB connectors

OMNIMATE® Power IT




Webcode #01118

BVZ 7.62IT

Female plug with 180° outlet direction and touch safety for IT networks with self-locking centre flange.

- Clamping yoke screw connection
- Pitch: 7.62 mm
- Number of poles: 2-4
- IEC: 1,000 V / 41 A / 0.2-6 mm²
- UL: 600 V / 40.5 A / AWG 24-8




Webcode #01124

SU 10.16IT

Male header with optional solder flange attachment and with leading contact for computer networks.

- Male header
- Pitch: 10.16 mm
- Number of poles: 2-4
- IEC: 1,000 V / 76 A
- UL: 300 V / 60 A



Webcode #01122

BUZ 10.16IT

Female plug with 180° outlet direction and touch safety for IT networks with self-locking centre flange.

- Clamping yoke screw connection
- Pitch: 10.16 mm
- Number of poles: 2-4
- IEC: 1,000 V / 78 A / 0.2-16 mm²
- UL: 300 V / 60 A / AWG 22-4



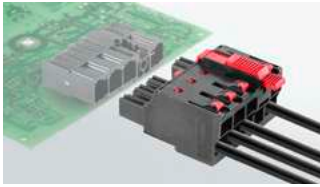
Webcode #11479

BUZ 10.16IT SH

Female plug with 180° outlet direction and touch safety for IT networks with self-locking centre flange and pluggable shield connection to the device metall housing.

- Clamping yoke screw connection
- Pitch: 10.16 mm
- Number of poles: 3-4
- IEC: 1,000 V / 76 A / 2.5-16 mm²
- UL: 600 V / 55 A / AWG 22-4

OMNIMATE® Power IT



Webcode #11407

BUF 10.16IT

Female plug with 180° outlet direction for IT networks with self-locking centre flange.

- PUSH IN spring connection
- Pitch: 10.16 mm
- Number of poles: 2-5
- IEC: 1,000 V / 76 A / 2.5 - 16 mm²
- UL: 600 V / 55 A / AWG 12 - AWG 4




Webcode #11471

BUF 10.16IT SH

Female plug with 180° outlet direction and touch safety for IT networks with self-locking centre flange and pluggable shield connection to the device metall housing.

- PUSH IN spring connection
- Pitch: 10.16 mm
- Number of poles: 3-4
- IEC: 1,000 V / 76 A / 2.5-16 mm²
- UL: 600 V / 55 A / AWG 12-4

OMNIMATE® Power HP pitch 4 mm²




Webcode #01130

SL 7.62HP

Male header with single compartment mating profile and touch protection.

- Male header
- Pitch: 7.62 mm
- Number of poles: 2-12
- IEC: 630 V / 29 A
- UL: 300 V / 20 A




Webcode #01132

SLZ 7.62HP

Male plug with single compartment mating profile with 180° outlet direction as touch-safe solution for the reverse voltage in HP networks.

- Clamping yoke screw connection
- Pitch: 7.62 mm
- Number of poles: 2-5
- IEC: 1,000 V / 20 A / 0.5-2.5 mm²
- UL: 600 V / 17 A / AWG 20-12




Webcode #01134

SLF 7.62HP

Male plug with single compartment mating profile with 180° outlet direction as touch-safe solution for the reverse voltage in HP networks.

- PUSH IN spring connection
- Pitch: 7.62 mm
- Number of poles: 2-5
- IEC: 1,000 V / 24 A / 0.5-2.5 mm²
- UL: 600 V / 20 A / AWG 20-12




Webcode #11472

SLF 7.62HP SH

Male plug with single compartment mating profile with 180° outlet direction as touch-safe solution for the reverse voltage in HP networks, with pluggable shield connection to the device metall housing.

- PUSH IN spring connection
- Pitch: 7.62 mm
- Number of poles: 4
- IEC: 1,000 V / 24 A / 0.5-2.5 mm²
- UL: 600 V / 20 A / AWG 20-12

OMNIMATE® Power HP pitch 4 mm²



Webcode #01126

BLZ 7.62HP

Female plug with single compartment mating profile with 180° outlet direction and touch protection for HP networks.

- Clamping yoke screw connection
- Pitch: 7.62 mm
- Number of poles: 2-12
- IEC: 630 V / 29 A / 0.2-4 mm²
- UL: 600 V / 20 A / AWG 20-12




Webcode #01128

BLF 7.62HP

Female plug with single compartment mating profile with 180° outlet direction and touch protection for HP networks.

- PUSH IN spring connection
- Pitch: 7.62 mm
- Number of poles: 2-12
- IEC: 1,000 V / 24 A / 0.5-2.5 mm²
- UL: 600 V / 20 A / AWG 20-12




Webcode #01136

BLL 7.62HP

Touch-safe female header with single compartment mating profile for the PCB with one-hand safety interlock.

- Female header
- Pitch: 7.62 mm
- Number of poles: 2-5
- IEC: 630 V / 24 A
- UL: 300 V / 20 A

OMNIMATE® Power HP pitch 10 mm²




Webcode #11473

SV-SMT 7.62HP

High temperature-resistant single-row male header for pole-loss-safe attachment or for use with patented multi-function flanges for TNC(S) networks.

- Male header
- Pitch: 7.62 mm
- Number of poles: 2-5
- IEC: 1,000 V / 41 A
- UL: 300 V / 40.5 A




Webcode #01142

SV 7.62HP

High-performance single-row male header for pole-loss-safe attachment or for use with patented multi-function flanges for TNC(S) networks.

- Male header
- Pitch: 7.62 mm
- Number of poles: 2-12
- IEC: 1,000 V / 41 A
- UL: 300 V / 40.5 A




Webcode #11474

SVD 7.62HP

Double-row high-current, high-performance pin headers for pole-loss-safe attachment or for use with patented multi-function flanges for TNC(S) networks.

- Male header
- Pitch: 7.62 mm
- Number of poles: 4-12
- IEC: 1,000 V / 47 A
- UL: 300 V / 30 A




Webcode #01144

SVZ 7.62HP

High-performance male plug for pole-loss-safe attachment or for use with patented multi-function flanges for TNC(S) networks.

- Clamping yoke screw connection
- Pitch: 7.62 mm
- Number of poles: 2-7
- IEC: 1,000 V / 41 A / 0.2-6 mm²
- UL: 600 V / 35 A / AWG 24-10

OMNIMATE® Power HP pitch 10 mm²



Webcode #11475

SVF 7.62HP

High-performance male plug with 180° outlet direction as a three-flange version for the housing feedthrough for TNC(S) networks.

- PUSH IN spring connection
- Pitch: 7.62 mm
- Number of poles: 2-6
- IEC: 1,000 V / 41 A / 0.5-10 mm²
- UL: 600 V / 35 A / AWG 24-10




Webcode #11476

SVFL 7.62HP

High-performance male plug with 180° outlet direction as a three-flange version for the housing feedthrough for TNC(S) networks.

- Wire-Ready PUSH IN spring connection
- Pitch: 7.62 mm
- Number of poles: 2-6
- IEC: 1,000 V / 41 A / 0.5-6 mm²
- UL: 600 V / 35 A / AWG 24-10



Webcode #01138


BVZ 7.62HP

High-performance female plug for pole-loss-safe attachment or for use with patented multi-function flanges for TNC(S) networks.

- Clamping yoke screw connection
- Pitch: 7.62 mm
- Number of poles: 2-12
- IEC: 1,000 V / 41 A / 0.2-6 mm²
- UL: 600 V / 40.5 A / AWG 24-8

OMNIMATE® Power – PCB connectors

OMNIMATE® Power HP pitch 10 mm²




Webcode #11477

BVF 7.62HP

High-performance female plug with 180° outlet direction as a touch-safe solution for the power output for TNC(S) networks.

- PUSH IN spring connection
- Pitch: 7.62 mm
- Number of poles: 2-7
- IEC: 1.000 V / 41 A / 0.5-10 mm²
- UL: 600 V / 35 A / AWG 24-8




Webcode #11478

BVFL 7.62HP

High-performance female plug with 180° outlet direction as a touch-safe solution for the power output for TNC(S) networks.

- Wire-Ready PUSH-IN spring connection
- Pitch: 7.62 mm
- Number of poles: 2-5
- IEC: 1.000 V / 41 A / 0.5-6 mm²
- UL: 600 V / 35 A / AWG 24-8




Webcode #11512

BVDF 7.62HP

Bus connector with two connections per pole with the time-saving 6mm² PUSH IN connection system

- Female header
- Pitch: 7.62 mm
- Number of Poles: 2-8
- IEC: 600 V / 46 A / 0.5 - 10 mm²
- UL: 600 V / 35 A / AWG 24 - AWG 8




Webcode #01148

BVL 7.62HP

High-performance female header for pole-loss-safe attachment or for use with patented multi-function flanges for TNC(S) networks.

- Female header
- Pitch: 7.62 mm
- Number of poles: 2-7
- IEC: 1.000 V / 41 A
- UL: 300 V / 35 A

OMNIMATE® Power HP pitch 10.16 mm²



Webcode #01152

SU 10.16HP

High-performance single-row male header for pole-loss-safe attachment or for use with patented multi-function flanges for TNC(S) networks.

- Male header
- Pitch: 10.16 mm
- Number of poles: 2-9
- IEC: 1.000 V / 76 A
- UL: 300 V / 60 A




Webcode #01154

SUZ 10.16HP

High-performance male plug with 180° outlet direction and high-strength contact system for TNC(S) networks.

- Clamping yoke screw connection
- Pitch: 10.16 mm
- Number of poles: 2-9
- IEC: 1.000 V / 78 A / 0.2-16 mm²
- UL: 600 V / 54 A / AWG 24-6




Webcode #01150

BUZ 10.16HP

High-performance female plug with 180° outlet direction for pole-loss-safe attachment or for use with patented multi-function flanges for TNC(S) networks.

- Clamping yoke screw connection
- Pitch: 10.16 mm
- Number of poles: 2-9
- IEC: 1.000 V / 78 A / 0.2-16 mm²
- UL: 600 V / 60 A / AWG 22-4



Webcode #01156

BUL 10.16HP

High-performance female header with 180° outlet direction and high-strength contact system for TNC(S) networks.

- Female header
- Pitch: 10.16 mm
- Number of poles: 2-4
- IEC: 1.000 V / 76 A
- UL: 300 V / 57 A

PUSH IN spring connection




Webcode #01158

PGK

Device feedthrough terminal blocks with disc design and intuitive locking for a quick and compact solution.

- PUSH IN spring connection
- Connection cross-section: up to 4 mm²
- IEC: 500 V / 32 A / 0.5-4 mm²
- UL: 300 V / 30 A / AWG 24-10

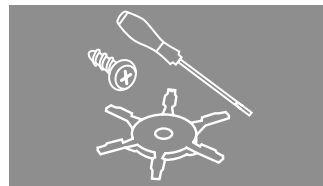


Webcode #01160

WGK

High-current feed-through terminals as a universal solution to guide currents of various scales through the device wall.

- Clamping yoke screw connection
- Connection cross-section: 6 to 95 mm²
- IEC: 1.000 V / 232 A / 0.5-95 mm²
- UL: 600 V / 230 A / AWG 24-4/0




Webcode #11463

Accessories

For Power feed-through terminals

OMNIMATE® Power – PCB- connector cross connection / DC - link

OMNIMATE® Power- Powerbus and T-connector




Webcode #11513

PB 160

Modular current bar solution, for multi-axis servo amplifiers intermediate circuit and 24 V control voltage supply.

- Modular SNAP-IN bus system
- Tool less connection
- Number of poles: 2
- IEC: 1000 V / 160 A
- UL: 750 V dc / 160 A



Webcode #11512

BVDF 7.62HP

Bus connector with two connections per pole with the time-saving 6 mm² PUSH IN connection system.

- Female header
- Pitch: 7.62 mm
- Number of Poles: 2-8
- IEC: 600 V / 46 A / 0.5 -10 mm²
- UL: 600 V / 35 A / AWG 24 - AWG 8

Shape design-in processes in a uniquely efficient way

Our services make sure you get perfect results

They develop connection systems for PCBs and devices based on the final application. Our specialists will gladly provide you with really concrete support with your design-in process, with expertise, advice and a range of useful services.


Our design-in application specialists know your working environment intimately and will support you from the specifications stage right through to series production of your individual solution. Not only will you benefit from our OMNIMATE® services such as the product configurator with 3D models available for download, or the unparalleled 72-hour sample service for your free design-in samples; you'll also have access to a wide range of additional services designed to make your day-to-day work quicker, easier and more professional.



Webcode #01163

72-hour sample service

Just order your design-in samples, quickly and easily. Make the most of the free 72-hour sample service for OMNIMATE®. Wherever you're situated, we always keep our word and deliver your samples to the desired location within 72 hours.



Webcode #01201

Webinars on practical issues

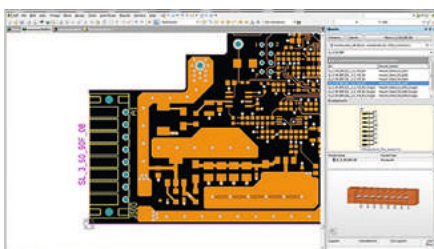
Exciting online seminars on relevant issues relating to device connection systems will help you with the practical aspects of your project. All webinar services are free of charge. You can find out dates, topics and presenters quickly and easily using the corresponding webcode.



Webcode #11359

Whitepaper

We share our expertise: Find out detailed information and interesting facts about trend topics in the field of device connectivity in our Whitepaper section.



Webcode #01203

Component library for electronic PCB design


Switching symbols and the painstaking creation of footprints are now things of the past. We offer extensive component libraries of OMNIMATE® PCB terminals and PCB connectors for a wide range of different EDA systems. Simply download and import the data set and you're ready to go.



b2b.partcommunity.com

CAD models in the Part Community

CAD models for our OMNIMATE® PCB connection systems can be found in one of the industry's most important online forums. The "Part Community" allows engineers and technicians to trade knowledge on technical topics in all fields. The Community's online catalogue contains the exact dimensions and all other relevant data for our products.



Webcode #11347

Technical information

The OMNIMATE® device connection methodology is highly flexible, ensuring your application requirements are met. The more familiar you are with it, the easier it is to find the optimum component.



Safe and easy product handling

A QR code on the product and the outer packaging leads directly to the corresponding handling video. The individual installation steps can be followed directly during processing.



On-site advice by application specialists

We develop connection systems for PCBs and devices based on the application. And if you can involve us in your development at an early stage – even better. As part of our personal on-site customer consultancy service, our application specialists will meet with your technicians to discuss questions and problems relating to your project.



Ready-to-connect cables for every requirement

From pre-assembled cabling solutions to bespoke special cables, ensuring reliable and efficient connections is a challenging task. We support you with our demand-oriented assembly services to handle even the most complex of cabling tasks.



Online and personal support

From planning through installation to operation, we can provide exactly the right help and information for each step of your application based on our solutions and products: up-to-date, uncomplicated and comprehensive, around the clock, online or in person.



Visit our website
for more information
www.weidmueller.com/service

Weidmüller – Your partner in Industrial Connectivity

As experienced experts we support our customers and partners around the world with products, solutions and services in the industrial environment of power, signal and data. We are at home in their industries and markets and know the technological challenges of tomorrow. We are therefore continuously developing innovative, sustainable and useful solutions for their individual needs. Together we set standards in Industrial Connectivity.

We cannot guarantee that there are no mistakes in the publications or software provided by us to the customer for the purpose of making orders. We try our best to quickly correct errors in our printed media.

All orders are based on our general terms of delivery, which can be reviewed on the websites of our group companies where you place your order. On demand we can also send the general terms of delivery to you.

Weidmüller Interface GmbH & Co. KG
Klingenbergstraße 16
32758 Detmold, Germany
T +49 5231 14-0
F +49 5231 14-292083
www.weidmueller.com

Personal support can
be found on our website:
www.weidmueller.com/contact

Made in Germany



Order number: 2811880000/10/2022/SMM